



PO BOX 172 18 Melville Rd
Findon SA 5023 West Brunswick Vic

Lorenzo_mammone@heavenfresh.com.au
Frank_petrucchi@heavenfresh.com.au
ABN 33 894 205 365

WEEKLY CLEANING INSTRUCTIONS

URIDAN WATERLESS URINAL



CHECKLIST



Safety Glasses



Safety Gloves



Urinal Brush



Bucket (or hose)



Biological Drain Solution



Removal Tool



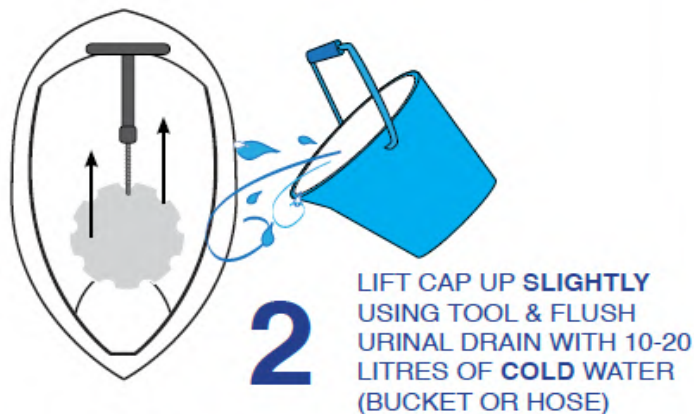
Microfibre Cloth



Biological Cleaner (concentrate)



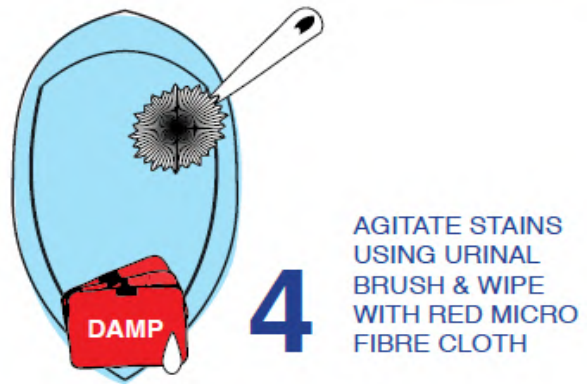
1 REMOVE RUBBISH & BioCAP BIO BLOCK HOLDER



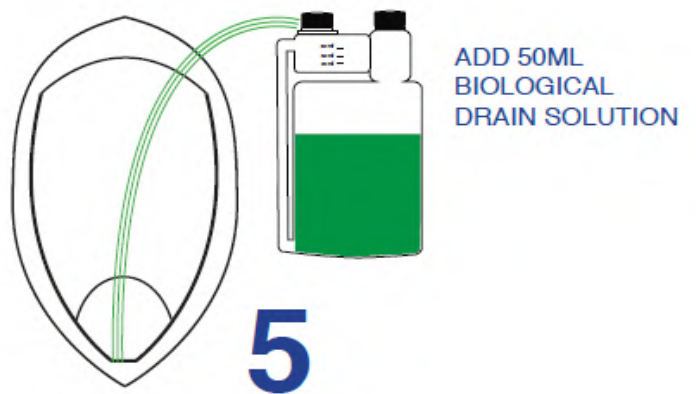
2 LIFT CAP UP SLIGHTLY USING TOOL & FLUSH URINAL DRAIN WITH 10-20 LITRES OF COLD WATER (BUCKET OR HOSE)



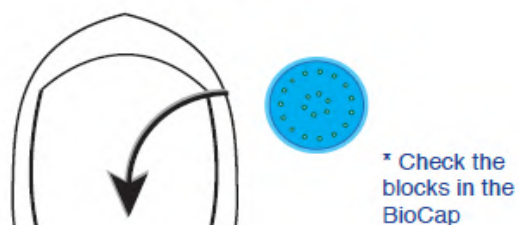
3 SPRAY ALL SURFACES. URINAL - 4 SHOTS SIDES & UNDER, FLOOR - 2 SHOTS



4 AGITATE STAINS USING URINAL BRUSH & WIPE WITH RED MICRO FIBRE CLOTH



5 ADD 50ML BIOLOGICAL DRAIN SOLUTION



* Check the blocks in the BioCap



6 REPLACE THE Bio-CAP BIO BLOCK HOLDER **DO NOT RINSE**